

Signify Classified - Internal
Cooper Lighting Solutions Photometric Lab
1121 Highway 74 South
Peachtree City, GA 30269



Scaled data based on original data using
LM-79-08 Approved Method: Electrical and Photometric Measurements of Solid-
State Lighting Products

Test Report Prepared for
Cooper Lighting Solutions
(formerly Eaton)

Brand: INVUE

Report Number: P868400

Luminaire Tested: **EMM2-HTN-SA2C-740-U-T2R**

Issue Date: 08/22/2024



Test Information

Test Method: LM-79-08
Report Number: P868400
Test Lab: INNOVATION CENTER(G3)
Issue Date: 08/22/2024
Manufacturer: COOPER LIGHTING SOLUTIONS (FORMERLY EATON)
Product Line: INVUE
Catalog Number: EMM2-HTN-SA2C-740-U-T2R
Description: EPIC MODERN TALL HOUSING DISCRETE LED ARRAYS 120W 70CRI 4000K
FIXTURE w/ TYPE II ROADWAY DISTRIBUTION OPTIC
Light Source: (20) 4000K CCT, 70 CRI LEDS
Ballast/Driver: ELECTRONIC DRIVER

Summary

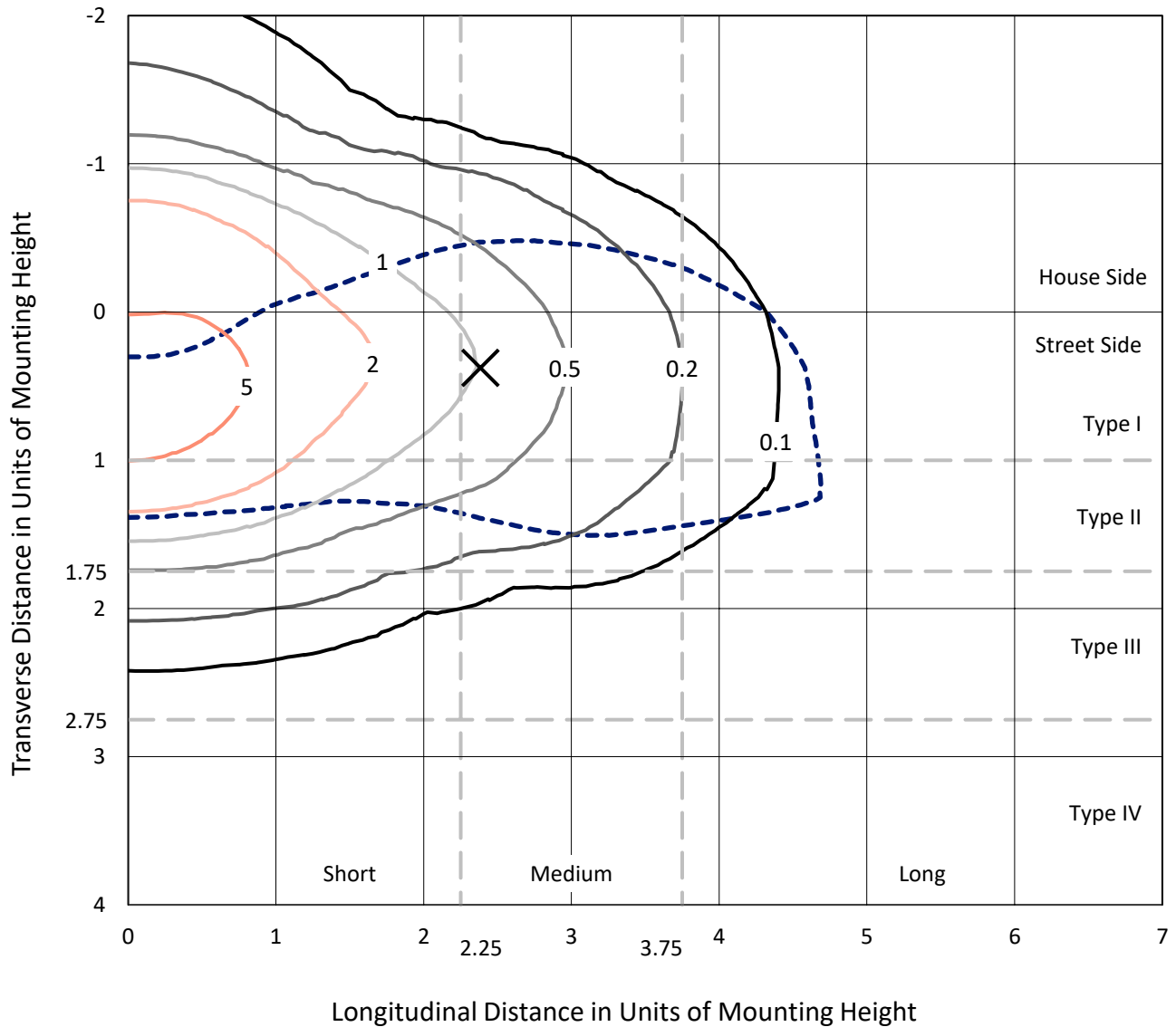
Lumens per Lamp: N/A
Luminaire Lumens: 13830.4 lumens
Efficiency: N/A
Efficacy: 136.9 lumens/watt
Luminous Opening: Rectangular (W 0.67' x L: 0.33' x H: 0')
IES Classification: Type II - Medium
BUG Rating: B3 - U0 - G3

Input Watts (W): 101
Input Voltage (V): 120
Input Current (A_{in}): NR
Voltage Rise (V): NR
Power Factor: 0.99
Total Harmonic Distortion (THDi): 9.45%
Frequency (hertz): 60
Stabilization Time: NR
Operation Time: NR
Ambient Temperature (°C): NR
Test Distance: 24 FT

REPORT NUMBER: P868400
 CATALOG NUMBER: EMM2-HTN-SA2C-740-U-T2R

Iso-Footcandle Lines of Horizontal Illumination

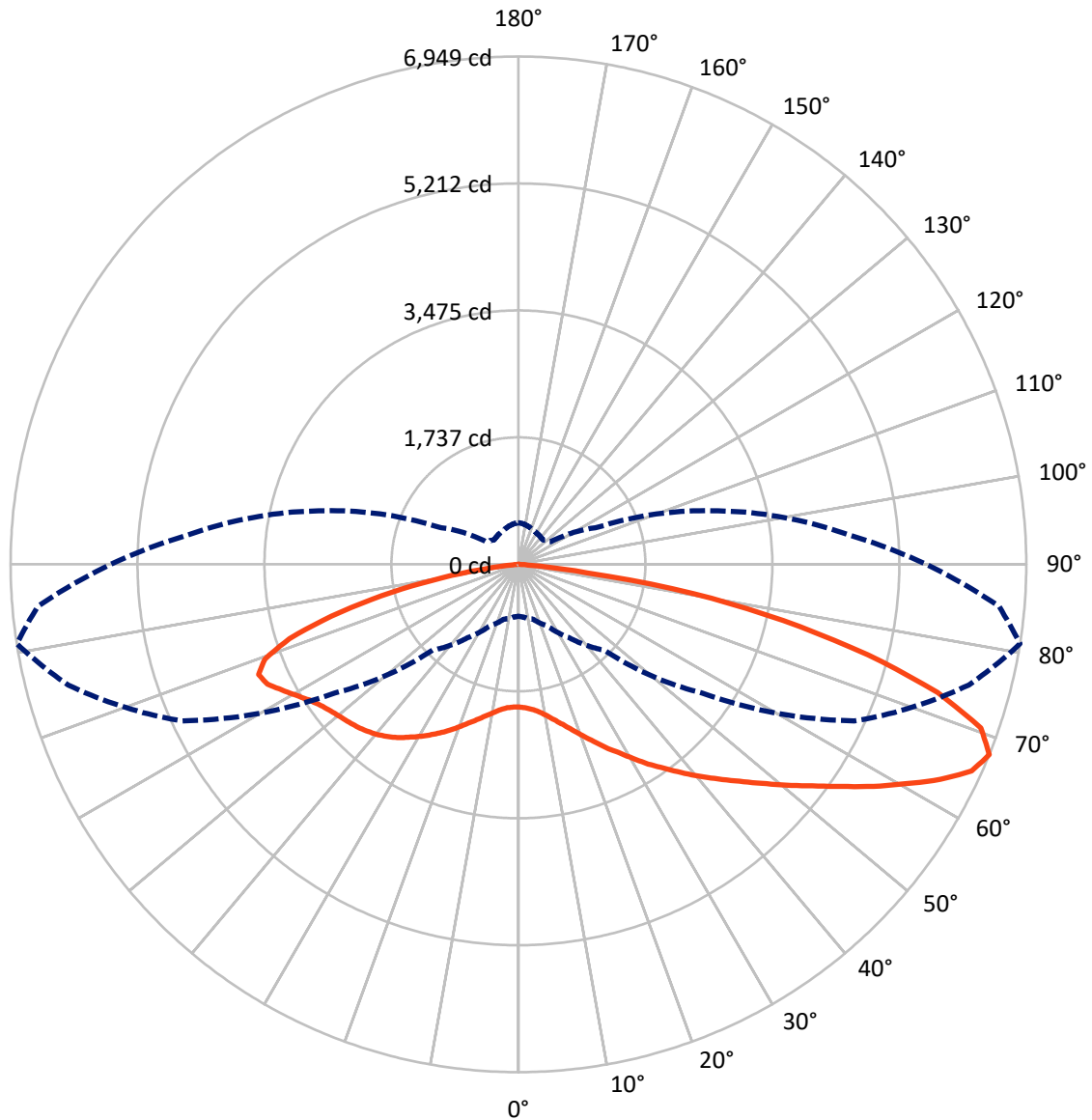
× Max cd
 - - - 1/2 Max cd



Based on 20 foot mounting height. Maximum calculated value = 8.8 fc
 Type II - Medium - N/A

REPORT NUMBER: P868400
CATALOG NUMBER: EMM2-HTN-SA2C-740-U-T2R

Luminous Intensity Polar Plot



— Vertical Plane Through 81-Deg Lateral - - - Horizontal Cone Through 67.5-Deg Vertical

REPORT NUMBER: P868400
 CATALOG NUMBER: EMM2-HTN-SA2C-740-U-T2R

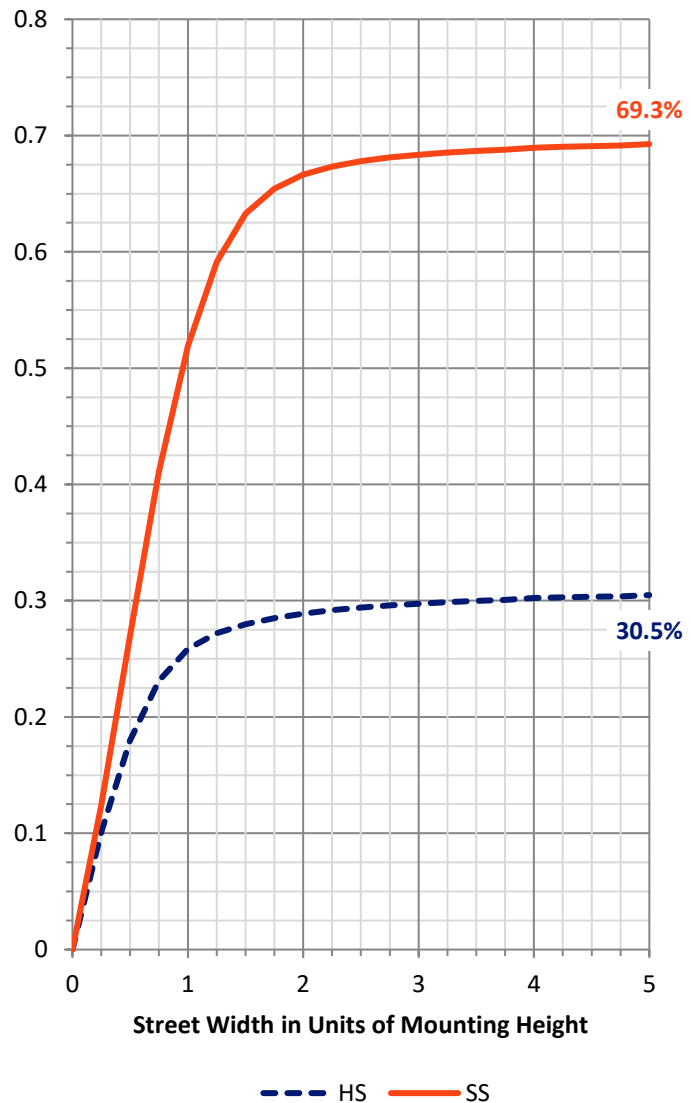
FLUX DISTRIBUTION:

		Downward	Upward	Total
House Side	Lumens	4238.0	0.0	4238.0
	% Fixture	30.6	0.0	30.6
Street Side	Lumens	9592.4	0.0	9592.4
	% Fixture	69.4	0.0	69.4
Total	Lumens	13830.4	0.0	13830.4
	% Fixture	100.0	0.0	100.0

Coefficient of Utilization

ZONAL LUMENS:

Zone	Lumens	% Fixture
0°-10°	199.1	1.4
10°-20°	706.8	5.1
20°-30°	1407.8	10.2
30°-40°	2211.7	16.0
40°-50°	2742.9	19.8
50°-60°	2681.3	19.4
60°-70°	2254.8	16.3
70°-80°	1432.7	10.4
80°-90°	193.4	1.4
90°-100°	0.0	0.0
100°-110°	0.0	0.0
110°-120°	0.0	0.0
120°-130°	0.0	0.0
130°-140°	0.0	0.0
140°-150°	0.0	0.0
150°-160°	0.0	0.0
160°-170°	0.0	0.0
170°-180°	0.0	0.0
0°-90°	13830.4	100.0
0°-180°	13830.4	100.0



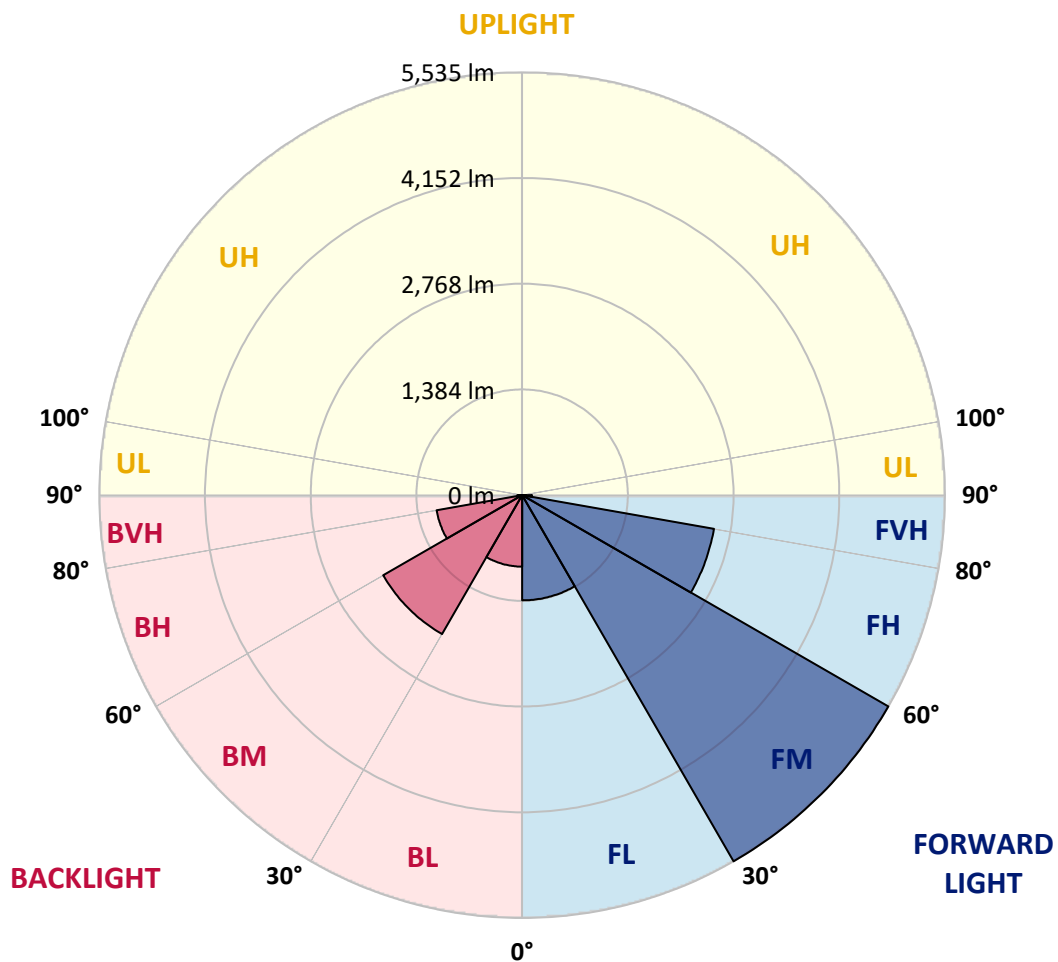
REPORT NUMBER: P868400
 CATALOG NUMBER: EMM2-HTN-SA2C-740-U-T2R

LUMINAIRE CLASSIFICATION SYSTEM LUMEN TABLE AND BUG RATING:

Zone	Lumens	% Fixture	Zone Rating/Lumen Limit		
			B	U	G
FL (0°-30°)	1377.6	10.0			
FM (30°-60°)	5535.3	40.0			
FH (60°-80°)	2549.9	18.4			G2/5000
FVH (80°-90°)	129.6	0.9			G2/225
BL (0°-30°)	936.1	6.8	B2/1000		
BM (30°-60°)	2100.4	15.2	B2/2500		
BH (60°-80°)	1137.6	8.2	B3/2500		G3/2500
BVH (80°-90°)	63.8	0.5			G1/100
UL (90°-100°)	0.0	0.0		U0/0	
UH (100°-180°)	0.0	0.0		U0/0	

BUG Rating: B3-U0-G3

Type II Medium





REPORT NUMBER: P868400

CATALOG NUMBER: EMM2-HTN-SA2C-740-U-T2R

CANDELA DISTRIBUTION (FULL):

	0°	5°	15°	25°	35°	45°	55°	65°	75°	81°	85°
0°	1952.6	1952.6	1952.6	1952.6	1952.6	1952.6	1952.6	1952.6	1952.6	1952.6	1952.6
2.5°	2021.2	2018.4	2018.4	1996.5	1996.5	1991.0	1993.7	1977.3	1969.1	1966.3	1963.6
5°	2166.5	2166.5	2150.1	2136.4	2108.9	2084.2	2062.3	2029.4	2004.7	1993.7	1985.5
7.5°	2385.9	2369.5	2364.0	2322.8	2265.2	2215.9	2172.0	2100.7	2054.1	2037.6	2026.7
10°	2654.7	2632.7	2591.6	2545.0	2470.9	2396.9	2309.1	2213.1	2136.4	2103.4	2089.7
12.5°	2931.7	2901.5	2843.9	2800.0	2704.0	2591.6	2468.2	2336.5	2229.6	2183.0	2158.3
15°	3236.1	3219.6	3151.1	3063.3	2950.9	2791.8	2638.2	2476.4	2339.3	2273.5	2232.3
17.5°	3565.2	3540.5	3466.4	3359.5	3200.4	3011.2	2832.9	2624.5	2465.4	2380.4	2333.8
20°	3888.8	3883.3	3773.6	3672.1	3485.6	3249.8	3019.4	2800.0	2599.8	2501.1	2440.8
22.5°	4250.8	4215.1	4119.1	3976.5	3754.4	3537.7	3266.2	2981.0	2745.2	2630.0	2561.4
25°	4626.5	4623.7	4505.8	4330.3	4069.8	3795.5	3502.1	3186.7	2917.9	2778.1	2687.6
27.5°	5092.7	5057.0	4906.2	4706.0	4404.3	4089.0	3748.9	3400.6	3082.5	2915.2	2805.5
30°	5501.3	5490.3	5320.3	5095.4	4758.1	4382.4	4014.9	3641.9	3277.2	3079.7	2959.1
32.5°	5833.1	5819.4	5674.1	5449.2	5087.2	4697.8	4275.4	3869.6	3471.9	3258.0	3098.9
35°	6110.1	6088.2	5937.4	5712.5	5399.8	5004.9	4555.2	4108.2	3685.8	3425.3	3274.5
37.5°	6219.8	6200.6	6077.2	5890.7	5602.8	5240.8	4807.5	4371.4	3899.7	3614.5	3444.5
40°	6178.7	6167.7	6080.0	5951.1	5731.7	5430.0	5048.8	4645.7	4141.1	3814.7	3611.8
42.5°	5984.0	5984.0	5929.1	5863.3	5753.6	5537.0	5262.7	4908.9	4374.2	4014.9	3770.8
45°	5709.7	5698.8	5679.6	5654.9	5638.4	5556.2	5402.6	5136.6	4632.0	4234.3	3962.8
47.5°	5345.0	5353.2	5339.5	5350.5	5419.0	5471.1	5462.9	5347.7	4895.2	4475.6	4152.0
50°	4771.8	4810.2	4854.1	4983.0	5122.9	5268.2	5402.6	5498.6	5205.1	4749.9	4371.4
52.5°	4061.5	4078.0	4195.9	4500.3	4799.2	4991.2	5246.3	5567.1	5479.4	5035.1	4629.2
55°	3186.7	3216.9	3395.1	3825.7	4357.7	4725.2	5024.1	5537.0	5759.1	5361.4	4930.9
57.5°	2284.4	2303.6	2588.9	3033.1	3727.0	4344.0	4771.8	5416.3	5984.0	5731.7	5240.8
60°	1623.5	1659.2	1842.9	2276.2	2942.6	3817.5	4541.5	5240.8	6192.4	6093.7	5646.7
62.5°	1198.4	1217.6	1346.5	1661.9	2210.4	3098.9	4242.5	5111.9	6329.5	6483.1	6052.5
65°	902.3	910.5	998.2	1214.9	1653.7	2284.4	3770.8	5087.2	6406.3	6814.9	6411.8
67.5°	710.3	724.0	778.8	926.9	1231.4	1661.9	3071.5	5070.8	6378.9	6949.3	6601.0
70°	597.8	600.6	641.7	724.0	921.5	1195.7	2295.4	4823.9	6225.3	6713.5	6425.5
72.5°	518.3	518.3	537.5	603.3	740.5	905.0	1563.2	4234.3	5835.9	5997.7	5816.7
75°	419.6	416.8	449.8	512.8	595.1	696.6	1050.4	3205.9	5018.6	4936.4	4788.3
77.5°	364.7	362.0	389.4	444.3	490.9	556.7	718.5	2081.5	3949.1	3702.3	3609.0
80°	312.6	304.4	326.3	378.5	403.1	433.3	496.4	1212.2	2580.6	2427.0	2314.6
82.5°	235.8	216.7	211.2	255.0	271.5	252.3	252.3	425.1	937.9	946.1	874.8
85°	19.2	21.9	27.4	32.9	46.6	52.1	54.8	90.5	139.9	134.4	137.1
87.5°	2.7	2.7	2.7	5.5	5.5	8.2	8.2	8.2	11.0	11.0	11.0
90°	0.0	0.0	0.0	0.0	0.0	0.0	0.0	0.0	0.0	0.0	0.0



REPORT NUMBER: P868400

CATALOG NUMBER: EMM2-HTN-SA2C-740-U-T2R

CANDELA DISTRIBUTION (continued):

	90°	95°	105°	115°	125°	135°	145°	155°	165°	175°	180°
0°	1952.6	1952.6	1952.6	1952.6	1952.6	1952.6	1952.6	1952.6	1952.6	1952.6	1952.6
2.5°	1960.8	1955.4	1949.9	1949.9	1949.9	1944.4	1941.6	1941.6	1938.9	1930.7	1927.9
5°	1980.0	1971.8	1963.6	1963.6	1963.6	1960.8	1958.1	1960.8	1958.1	1949.9	1947.1
7.5°	2018.4	2007.5	1996.5	1996.5	2002.0	1999.2	1999.2	2002.0	1999.2	1991.0	1988.3
10°	2073.3	2056.8	2051.3	2051.3	2056.8	2054.1	2051.3	2051.3	2048.6	2034.9	2040.4
12.5°	2133.6	2117.2	2111.7	2114.4	2111.7	2106.2	2108.9	2100.7	2098.0	2076.0	2073.3
15°	2210.4	2191.2	2180.2	2183.0	2174.7	2163.8	2152.8	2147.3	2136.4	2117.2	2111.7
17.5°	2298.2	2268.0	2254.3	2254.3	2237.8	2215.9	2199.4	2183.0	2166.5	2144.6	2139.1
20°	2383.2	2355.7	2333.8	2328.3	2295.4	2259.8	2229.6	2202.2	2183.0	2158.3	2152.8
22.5°	2490.1	2451.7	2421.6	2396.9	2347.5	2289.9	2243.3	2204.9	2177.5	2150.1	2141.8
25°	2602.6	2547.7	2498.4	2451.7	2383.2	2300.9	2235.1	2180.2	2144.6	2114.4	2108.9
27.5°	2715.0	2643.7	2572.4	2498.4	2394.1	2287.2	2193.9	2128.1	2081.5	2043.1	2037.6
30°	2835.7	2747.9	2635.5	2528.5	2391.4	2251.5	2133.6	2040.4	1985.5	1941.6	1936.2
32.5°	2959.1	2849.4	2695.8	2550.5	2377.7	2199.4	2045.9	1947.1	1878.6	1829.2	1815.5
35°	3096.2	2961.8	2750.7	2558.7	2339.3	2122.6	1952.6	1829.2	1749.7	1700.3	1689.3
37.5°	3236.1	3066.0	2786.3	2553.2	2284.4	2032.1	1831.9	1705.8	1612.5	1544.0	1533.0
40°	3378.7	3162.0	2808.2	2525.8	2207.7	1919.7	1719.5	1565.9	1431.5	1368.5	1338.3
42.5°	3510.3	3249.8	2819.2	2487.4	2122.6	1801.8	1571.4	1371.2	1245.1	1176.5	1190.2
45°	3647.4	3332.1	2822.0	2440.8	2010.2	1650.9	1384.9	1198.4	1072.3	1020.2	1014.7
47.5°	3765.4	3400.6	2816.5	2374.9	1884.0	1478.2	1190.2	1012.0	918.7	869.3	863.9
50°	3921.7	3477.4	2808.2	2298.2	1719.5	1280.7	1009.2	863.9	778.8	740.5	737.7
52.5°	4078.0	3562.4	2802.8	2191.2	1546.7	1094.2	844.7	729.5	671.9	652.7	647.2
55°	4283.7	3666.6	2805.5	2067.8	1349.3	902.3	715.8	636.2	606.1	597.8	597.8
57.5°	4519.5	3801.0	2822.0	1930.7	1143.6	745.9	622.5	586.9	584.1	589.6	592.4
60°	4804.7	3979.3	2854.9	1788.1	954.4	630.8	567.7	564.9	573.2	592.4	597.8
62.5°	5125.6	4174.0	2896.0	1601.6	773.4	554.0	537.5	548.5	559.5	581.4	584.1
65°	5408.1	4393.4	2920.7	1423.3	647.2	510.1	518.3	523.8	551.2	581.4	581.4
67.5°	5578.1	4552.4	2827.4	1198.4	540.3	471.7	488.2	504.6	534.8	562.2	567.7
70°	5520.5	4500.3	2509.3	929.7	458.0	436.0	455.2	479.9	510.1	543.0	559.5
72.5°	5120.1	4130.1	2037.6	677.4	397.7	403.1	427.8	460.7	488.2	523.8	545.7
75°	4280.9	3447.2	1469.9	488.2	348.3	370.2	408.6	436.0	455.2	463.5	466.2
77.5°	3249.8	2534.0	1001.0	364.7	301.7	331.8	373.0	403.1	408.6	414.1	419.6
80°	2122.6	1612.5	564.9	255.0	230.4	271.5	304.4	337.3	326.3	342.8	348.3
82.5°	896.8	704.8	257.8	126.2	107.0	115.2	123.4	109.7	101.5	101.5	87.8
85°	117.9	90.5	38.4	16.5	13.7	8.2	8.2	8.2	5.5	5.5	5.5
87.5°	11.0	11.0	8.2	8.2	5.5	5.5	2.7	5.5	2.7	2.7	2.7
90°	0.0	0.0	0.0	0.0	0.0	0.0	0.0	0.0	0.0	0.0	0.0

LM-79-2019: Approved Method: Electrical and Photometric Measurements of Solid-
State Lighting Products

Report Prepared for

Cooper Lighting Solutions

Streetworks

Report Number: SP1-2407-157-5

Test Date: 08/07/2024

Luminaire Tested: MEM2-HTN-SA-40-740-U-5WQ-2

Data in this report applies to families of products including MEM2-HTN-SA-40-740-U-5WQ-2

Test Information

Test Method: LM-79-2019
 Report Number: SP1-2407-157-5
 Test Lab: COOPER LIGHTING SOLUTIONS
 Photometer: SP1 - 76IN SPHERE
 Measurement Geometry: 4π
 Issue Date: 08/20/2024
 Manufacturer: COOPER LIGHTING SOLUTIONS
 Product Line: Streetworks
 Catalog Number: **MEM2-HTN-SA-40-740-U-5WQ-2**
 Description: Epic Modern Light Square 40W 5WQ Optic and Flare Trim

Spectral Parameters

CCT (K): 3915
 CIE u': 0.2262
 CIE v': 0.5044
 Duv: 0.0010
 CIE x: 0.3850
 CIE y: 0.3816
 CIE z: 0.2334
 Peak Wavelength (nm): 449
 Dominant Wavelength (nm): 578
 Purity: 30.05482
 R_f: 73.2
 R_g: 93.9

CRI (Ra):	71.0		
R1:	67.6	R9:	-38.4
R2:	78.3	R10:	48.9
R3:	87.1	R11:	65.3
R4:	69.7	R12:	40.4
R5:	67.4	R13:	69.3
R6:	69.3	R14:	92.6
R7:	79.7	R15:	59.9
R8:	48.7		



Test Conditions

Stabilization Time: 21M
 Operation Time: 1H 21M
 Sphere Temperature (°C): 24.2

REPORT NUMBER: SP1-2407-157-5

Measurement and Test Equipment			
Instrument	Identification Number	Calibration Date	Calibration Due Date
Photometer	IN0058	6/18/2024	12/18/2024
Power Meter	INXT2011004	2/8/2024	2/8/2025
AC Power Source	IN0063	10/24/2023	10/24/2024
DC Power Source	IN0208	10/24/2023	10/24/2024
Sphere Thermometer	IN0085	10/24/2023	10/24/2024
Room Thermometer	IN0046	10/24/2023	10/24/2024

REPORT NUMBER: SP1-2407-157-5

CIE 1931 Chromaticity Diagram



CIE 1931 Chromaticity Diagram with 2017 ANSI 7-Step and 4-Step Quadrangles



Point lies inside the ANSI 4000K 4-step quadrangle

REPORT NUMBER: SP1-2407-157-5

Photopic Flux vs. Wavelength



Photopic Lumens: NR

λ (nm)	Power W [^] /nm	Lumens (φ/nm)	λ (nm)	Power W [^] /nm	Lumens (φ/nm)	λ (nm)	Power W [^] /nm	Lumens (φ/nm)	λ (nm)	Power W [^] /nm	Lumens (φ/nm)	λ (nm)	Power W [^] /nm	Lumens (φ/nm)
360	0	NR	490	112	NR	620	618	NR	750	15	NR	880	0	NR
365	0	NR	495	153	NR	625	563	NR	755	13	NR	885	0	NR
370	0	NR	500	216	NR	630	510	NR	760	11	NR	890	0	NR
375	0	NR	505	291	NR	635	456	NR	765	9	NR	895	0	NR
380	0	NR	510	366	NR	640	407	NR	770	8	NR	900	0	NR
385	0	NR	515	436	NR	645	359	NR	775	7	NR	905	0	NR
390	0	NR	520	492	NR	650	316	NR	780	6	NR	910	0	NR
395	2	NR	525	536	NR	655	277	NR	785	5	NR	915	0	NR
400	4	NR	530	567	NR	660	240	NR	790	4	NR	920	0	NR
405	7	NR	535	596	NR	665	208	NR	795	4	NR	925	0	NR
410	12	NR	540	619	NR	670	179	NR	800	3	NR	930	0	NR
415	25	NR	545	644	NR	675	154	NR	805	3	NR	935	0	NR
420	51	NR	550	671	NR	680	133	NR	810	3	NR	940	0	NR
425	100	NR	555	701	NR	685	114	NR	815	2	NR	945	0	NR
430	180	NR	560	735	NR	690	98	NR	820	2	NR	950	0	NR
435	315	NR	565	768	NR	695	83	NR	825	2	NR	955	0	NR
440	514	NR	570	798	NR	700	71	NR	830	1	NR	960	0	NR
445	828	NR	575	825	NR	705	61	NR	835	1	NR	965	0	NR
450	992	NR	580	843	NR	710	52	NR	840	1	NR	970	0	NR
455	652	NR	585	848	NR	715	44	NR	845	1	NR	975	0	NR
460	382	NR	590	844	NR	720	38	NR	850	1	NR	980	0	NR
465	282	NR	595	826	NR	725	32	NR	855	1	NR	985	0	NR
470	180	NR	600	800	NR	730	28	NR	860	1	NR	990	0	NR
475	119	NR	605	762	NR	735	24	NR	865	1	NR	995	0	NR
480	101	NR	610	719	NR	740	20	NR	870	1	NR	1000	0	NR
485	98	NR	615	669	NR	745	17	NR	875	0	NR			

REPORT NUMBER: SP1-2407-157-5

Scotopic Flux vs. Wavelength



Scotopic Lumens: NR

S/P: 1.49

λ (nm)	Power W [^] /nm	Lumens (φ/nm)	λ (nm)	Power W [^] /nm	Lumens (φ/nm)	λ (nm)	Power W [^] /nm	Lumens (φ/nm)	λ (nm)	Power W [^] /nm	Lumens (φ/nm)	λ (nm)	Power W [^] /nm	Lumens (φ/nm)
360	0	NR	490	112	NR	620	618	NR	750	15	NR	880	0	NR
365	0	NR	495	153	NR	625	563	NR	755	13	NR	885	0	NR
370	0	NR	500	216	NR	630	510	NR	760	11	NR	890	0	NR
375	0	NR	505	291	NR	635	456	NR	765	9	NR	895	0	NR
380	0	NR	510	366	NR	640	407	NR	770	8	NR	900	0	NR
385	0	NR	515	436	NR	645	359	NR	775	7	NR	905	0	NR
390	0	NR	520	492	NR	650	316	NR	780	6	NR	910	0	NR
395	2	NR	525	536	NR	655	277	NR	785	5	NR	915	0	NR
400	4	NR	530	567	NR	660	240	NR	790	4	NR	920	0	NR
405	7	NR	535	596	NR	665	208	NR	795	4	NR	925	0	NR
410	12	NR	540	619	NR	670	179	NR	800	3	NR	930	0	NR
415	25	NR	545	644	NR	675	154	NR	805	3	NR	935	0	NR
420	51	NR	550	671	NR	680	133	NR	810	3	NR	940	0	NR
425	100	NR	555	701	NR	685	114	NR	815	2	NR	945	0	NR
430	180	NR	560	735	NR	690	98	NR	820	2	NR	950	0	NR
435	315	NR	565	768	NR	695	83	NR	825	2	NR	955	0	NR
440	514	NR	570	798	NR	700	71	NR	830	1	NR	960	0	NR
445	828	NR	575	825	NR	705	61	NR	835	1	NR	965	0	NR
450	992	NR	580	843	NR	710	52	NR	840	1	NR	970	0	NR
455	652	NR	585	848	NR	715	44	NR	845	1	NR	975	0	NR
460	382	NR	590	844	NR	720	38	NR	850	1	NR	980	0	NR
465	282	NR	595	826	NR	725	32	NR	855	1	NR	985	0	NR
470	180	NR	600	800	NR	730	28	NR	860	1	NR	990	0	NR
475	119	NR	605	762	NR	735	24	NR	865	1	NR	995	0	NR
480	101	NR	610	719	NR	740	20	NR	870	1	NR	1000	0	NR
485	98	NR	615	669	NR	745	17	NR	875	0	NR			

REPORT NUMBER: SP1-2407-157-5

Melanopic Flux vs. Wavelength



Melanopic Lumens: NR

M/P: 2.88

λ (nm)	Power W [^] /nm	Lumens (φ/nm)	λ (nm)	Power W [^] /nm	Lumens (φ/nm)	λ (nm)	Power W [^] /nm	Lumens (φ/nm)	λ (nm)	Power W [^] /nm	Lumens (φ/nm)	λ (nm)	Power W [^] /nm	Lumens (φ/nm)
360	0	NR	490	112	NR	620	618	NR	750	15	NR	880	0	NR
365	0	NR	495	153	NR	625	563	NR	755	13	NR	885	0	NR
370	0	NR	500	216	NR	630	510	NR	760	11	NR	890	0	NR
375	0	NR	505	291	NR	635	456	NR	765	9	NR	895	0	NR
380	0	NR	510	366	NR	640	407	NR	770	8	NR	900	0	NR
385	0	NR	515	436	NR	645	359	NR	775	7	NR	905	0	NR
390	0	NR	520	492	NR	650	316	NR	780	6	NR	910	0	NR
395	2	NR	525	536	NR	655	277	NR	785	5	NR	915	0	NR
400	4	NR	530	567	NR	660	240	NR	790	4	NR	920	0	NR
405	7	NR	535	596	NR	665	208	NR	795	4	NR	925	0	NR
410	12	NR	540	619	NR	670	179	NR	800	3	NR	930	0	NR
415	25	NR	545	644	NR	675	154	NR	805	3	NR	935	0	NR
420	51	NR	550	671	NR	680	133	NR	810	3	NR	940	0	NR
425	100	NR	555	701	NR	685	114	NR	815	2	NR	945	0	NR
430	180	NR	560	735	NR	690	98	NR	820	2	NR	950	0	NR
435	315	NR	565	768	NR	695	83	NR	825	2	NR	955	0	NR
440	514	NR	570	798	NR	700	71	NR	830	1	NR	960	0	NR
445	828	NR	575	825	NR	705	61	NR	835	1	NR	965	0	NR
450	992	NR	580	843	NR	710	52	NR	840	1	NR	970	0	NR
455	652	NR	585	848	NR	715	44	NR	845	1	NR	975	0	NR
460	382	NR	590	844	NR	720	38	NR	850	1	NR	980	0	NR
465	282	NR	595	826	NR	725	32	NR	855	1	NR	985	0	NR
470	180	NR	600	800	NR	730	28	NR	860	1	NR	990	0	NR
475	119	NR	605	762	NR	735	24	NR	865	1	NR	995	0	NR
480	101	NR	610	719	NR	740	20	NR	870	1	NR	1000	0	NR
485	98	NR	615	669	NR	745	17	NR	875	0	NR			

Summary

$R_f = 73.2$
 $R_g = 93.9$
 $CIE R_a = 71.0$
 $R_g = -38.4$



Color Vector Graphics



Individual Sample Fidelity Index ($R_{f,i}$)

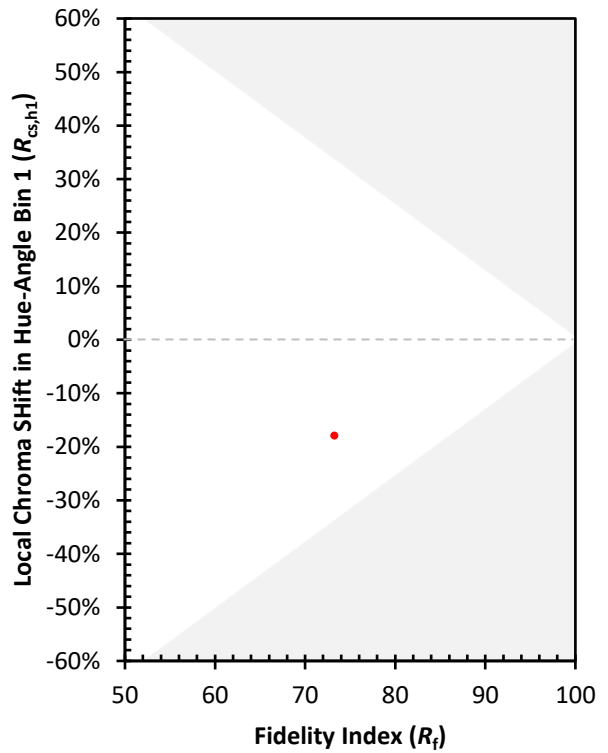
CES01 = 85	CES26 = 61	CES51 = 88	CES76 = 50
CES02 = 61	CES27 = 88	CES52 = 87	CES77 = 69
CES03 = 30	CES28 = 81	CES53 = 77	CES78 = 53
CES04 = 70	CES29 = 65	CES54 = 84	CES79 = 81
CES05 = 47	CES30 = 81	CES55 = 83	CES80 = 78
CES06 = 50	CES31 = 69	CES56 = 73	CES81 = 77
CES07 = 40	CES32 = 60	CES57 = 72	CES82 = 91
CES08 = 39	CES33 = 76	CES58 = 73	CES83 = 89
CES09 = 29	CES34 = 70	CES59 = 85	CES84 = 86
CES10 = 74	CES35 = 83	CES60 = 89	CES85 = 77
CES11 = 57	CES36 = 91	CES61 = 81	CES86 = 71
CES12 = 63	CES37 = 79	CES62 = 85	CES87 = 76
CES13 = 42	CES38 = 92	CES63 = 72	CES88 = 80
CES14 = 74	CES39 = 96	CES64 = 64	CES89 = 70
CES15 = 71	CES40 = 91	CES65 = 61	CES90 = 79
CES16 = 46	CES41 = 93	CES66 = 57	CES91 = 74
CES17 = 49	CES42 = 80	CES67 = 54	CES92 = 57
CES18 = 56	CES43 = 76	CES68 = 63	CES93 = 74
CES19 = 72	CES44 = 99	CES69 = 73	CES94 = 51
CES20 = 65	CES45 = 85	CES70 = 55	CES95 = 65
CES21 = 86	CES46 = 82	CES71 = 48	CES96 = 76
CES22 = 78	CES47 = 86	CES72 = 83	CES97 = 84
CES23 = 92	CES48 = 77	CES73 = 45	CES98 = 75
CES24 = 91	CES49 = 80	CES74 = 93	CES99 = 62
CES25 = 72	CES50 = 88	CES75 = 51	



Color Rendition by Hue-Angle Bin



Measure Comparisons



(END OF REPORT)